





BEAUTIFY YOUR HOME. SIMPLIFY YOUR LIFE.

At Ellison Windows and Doors, we make premium virgin vinyl replacement windows that lend classic charm to any décor. Stylish and sensible, our windows conserve energy — making them easy on your wallet and easy on the environment. In all seasons and through all conditions, we think you'll like what you see.



SERIES 700 CASEMENT WINDOW



THE BEST OF BOTH WORLDS. With multi-seal weather stripping, premium vinyl construction and Warm-Edge insulated glass, Ellison Series 700 Casement Windows are the height of energy efficiency. And on days when you want to invite nature in, use the aesthetic fold-in handle to open them up to 90 degrees for optimal ventilation (and easy cleaning).




Single Vent Casement




Single Vent Awning

COLOR Options*



PAINTED Colors*



(Series 705 Awning window also available)

- Low-E Glass with insulating Argon Gas provides additional efficiency.
- Insulated glass panels with optimum thermal air space featuring Warm-Edge spacer system.
- Beveled exterior offers cosmetic appeal.
- Solid vinyl construction with all-welded frame and sash corners yields premium energy-efficient performance and advanced structural integrity.
- Sash easily cranks open 90° for easy cleaning.
- State-of-the-art hardware with single-lever, multipoint lock accommodates single vent widths up to 3'0".
- Low-profile aesthetic handle operates smoothly and folds into assembly cover so it will not interfere with window treatments.
- Multi-seal weather stripping adds extra protection against air and water infiltration.
- **Transferable Limited Lifetime Warranty.**
- **Lifetime Glass Breakage Warranty standard.**

Options

CUSTOM

- **Ultra Low-E / Argon Glass** (may be required for Energy Star rating).
- 5/8" or 3/4" flat, 5/8" or 1" contoured, 1 1/8" Simulated Divided Lite (SDL), 5/8" contoured valance grids available.
- Factory mulling of twins, triples and architectural shapes.
- Decorative beveled and leaded glass.
- Brass and brushed nickel locks.
- 2" simulated meeting rail (on casement windows).
- Custom sizes available.

Painted colors only available with 5/8" contoured and SDL grid. Only use mild, water based household cleaner on painted product and rinse immediately with water. See full cleaning instructions for details. Blinds, operators and glass panels available in white only.



All Ellison Windows and Doors may be ordered to meet Energy Star requirements.

Note: Manufacturer reserves the right to substitute components as necessary for continued product improvement.

* Screens are not meant to restrain a child from falling through an open window.

** Printing process may affect color shown. Please refer to actual window sample when selecting colors.

SCAN AND EXPERIENCE OUR WEBSITE

