



SERIES **130** SINGLE HUNG

For New Construction & Replacement

# SERIES 130 SINGLE HUNG

Our **Series 130 single hung** windows for New Construction

or Replacement offer an exceptional value with outstanding strength, energy efficiency and lasting beauty. Available in single hung, sliders, picture windows and architectural shapes



- Step bevel design creates a beautiful exterior appearance.
- Bottom sash tilts in for easy cleaning from inside.
- Aluminum half screen comes standard.\*
- Block & tackle balance system for easy sash movement.
- Warm-edge spacer system provides energy saving thermal performance.
- DP 50 rating (window size tested 53" x 77")
- Aluminum reinforcement standard in lock & meeting rails and sash stiles.
- Dual sweep locks (standard at 27 1/4" and above) help provide a weather-tight seal and added security.
- Dual weather-stripping helps block air and water infiltration, keeping harsh elements outside and energy-saving comfort inside.
- Step sill design combines water run-off and aesthetic features of a sloped sill with the structural strength and internal drainage system of a pocket sill.
- Jamb depth: 3".
- **Available in single hung, slider with DP-50 rating with some sizes, picture window and architectural shapes.**
- **Limited lifetime warranty.**

## Select from Four Frame Types:



• **Front Flange Only**



• **Nail Fin Only**  
(no J-Channel)



• **J-Channel**  
(nail fin & front flange)



• **Box Frame**  
(no nail fin & no front flange)

# Options

- Non-reflective Low-E Glass and Non-reflective Low-E Glass with argon gas
- Double strength and obscure glass
- Oriel style
- Window Opening Control Device (WOCD) to prevent falling from a window (factory applied) (Single Hung Only)
- Factory mulling and Factory Prepared mulling
- Commodity sizing available
- Custom sizes available




## Vinyl Color Options\*\*



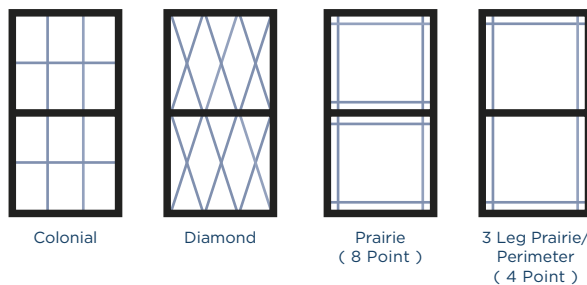
White Almond Clay

Color options available in 1300, casements, awnings, sliders, bays and bows.

## Painted Color Options\*\*



## Grid Patterns



## Energy Efficient Glass Options:

### Low-E Glass

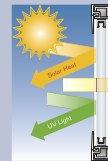
Low-E glass is coated with a microscopic layer of silver that reflects radiant solar energy while permitting visible light to pass through the glass, providing more comfort and lower energy costs.

### Low-E Glass + argon gas


Argon gas works like an insulating blanket between two panes of glass to further improve thermal efficiency and decrease outside sound levels.

### Ultra Low-E Glass + argon gas

Choose our ultimate glass package for optimal energy efficiency and maximum cost savings. Ultra Low-E glass offers three invisible layers of silver coating in addition to the superior thermal performance of argon gas.

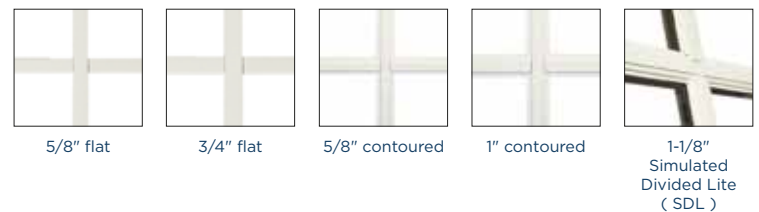


In the summer, Low-E glass reduces heat gain from the sun to help keep homes cooler.




In the winter, Low-E glass lets the warm solar rays in while blocking the heat in the home from getting out.

## Grid Styles



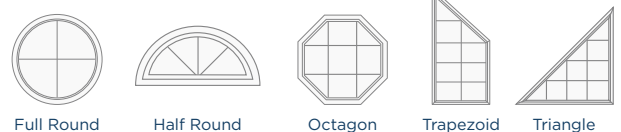
## Screen Options\*\*



- Fiberglass half screen (standard)
- Charcoal Aluminum half screen (optional)

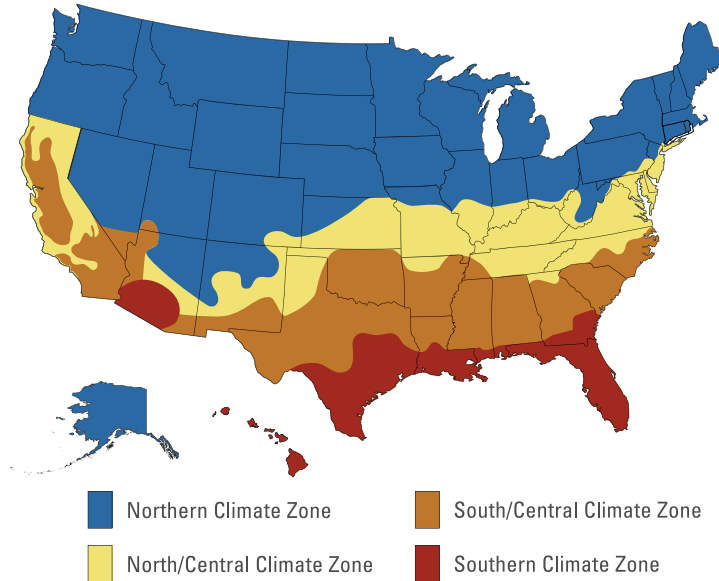
## Specialty Shapes

(shown with optional grid)



Full Round Half Round Octagon Trapezoid Triangle

# ENERGY STAR Climate Zone Map



## Criteria for Windows

Climate Zone	U-Factor	SHGC	
Northern:	≤ 0.27	Any	Prescriptive
	= 0.28	≥ 0.32	
	= 0.29	≥ 0.37	
	= 0.30	≥ 0.42	
North/Central:	≤ 0.30	≤ 0.40	Equivalent Energy Performance
South/Central:	≤ 0.30	≤ 0.25	
Southern:	≤ 0.40	≤ 0.25	
Air Leakage Rating:		≤ 0.3 cfm/ft <sup>2</sup>	

The ENERGY STAR program for windows divides the country into four distinct climate zones to recognize the varying heating and cooling months among the states. For patio doors, there is only one U-Factor and one Solar Heat Gain Coefficient (SHGC) requirement for ENERGY STAR compliance.

Please consult your home improvement or new construction professional for specific thermal properties that vary based on glass options and grid choices, and verify your window's actual performance to ensure ENERGY STAR rating in your specific climate zone.

## Criteria for Patio Doors

Glazing Level	U-Factor	SHGC
≤ 1/2 Lite:	≤ 0.25	≤ 0.25
> 1/2 Lite:	≤ 0.30	Northern: ≤ 0.40
		North/Central: ≤ 0.40
		South/Central: ≤ 0.25
		Southern: ≤ 0.25
Air Leakage Rating for Sliding Doors:		≤ 0.3 cfm/ft <sup>2</sup>




ENERGY STAR compliance available in all series. Verify product specifics before ordering.

Note: Manufacturer reserves the right to substitute components as necessary.

- \* Screens are not meant to restrain a child from falling through an open window.
- \*\* Printing process may affect color shown. Please refer to actual window sample when selecting colors.

www.ellisonwindows.com

enjoy your view



Proudly Made in the USA

Distributed By:

09/16 supersedes 02/15

Scan this QR code and experience our website

